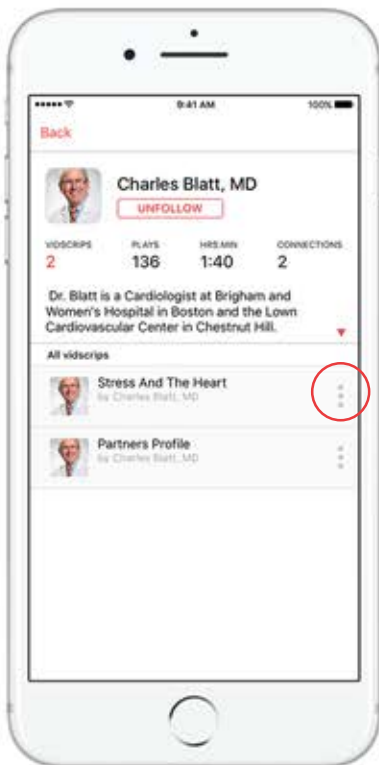


A vidscrip quick tip: Adding other users' vidscrips to your channel

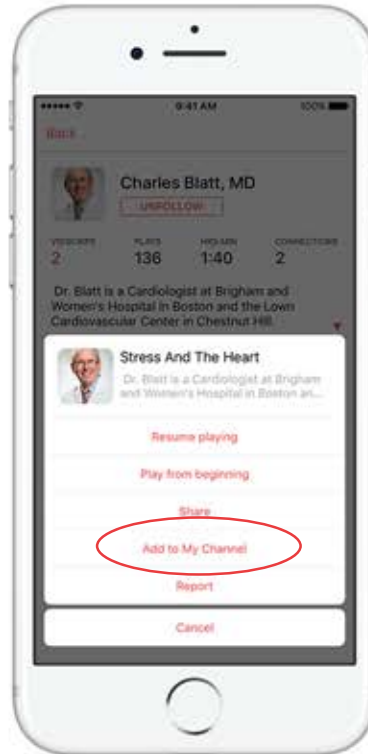
Adding vidscrips recorded by a colleague or thought leader is a quick and easy way to increase the number of vidscrips available to your patients, without needing to take the time to record additional vidscrips.

How to:

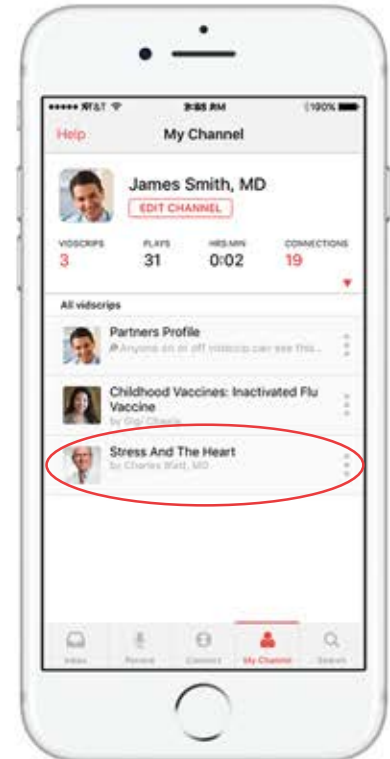
1. Log into your account online or in the app
2. Find a vidscrip recorded by another vidscrip user
3. Tap “Add to Channel”



Go to a provider's channel and tap the menu next to the vidscrip you want to add



Select “Add to My Channel”



The vidscrip will now appear on your Channel and be visible to your followers



Follow “vidscrip support” for more tips or email us support@vidscrip.com